

Fermanagh and Omagh
Community Planning Partnership



Fermanagh and Omagh 2030 Community Plan Population Indicators - Overview

June 2025

Introduction

- This report provides the baseline, source, ‘story behind the baseline’ and short narrative for each of the proposed population indicators in the Fermanagh and Omagh 2030 Community Plan.
- These 18 indicators have been derived following the ‘Sharpening the Focus – Review of Population Indicators’, which were approved in February 2023.
- The report continues on an outcome-by-outcome basis, covering the story behind the baseline, baseline, projection, source and narrative for each of the indicator.
- This June 2025 update is part of the Community Planning Statement of Progress 2025.



Outcome 1: Our people are healthy and well – physically, mentally and emotionally



Outcome 1

Story Behind the Baseline

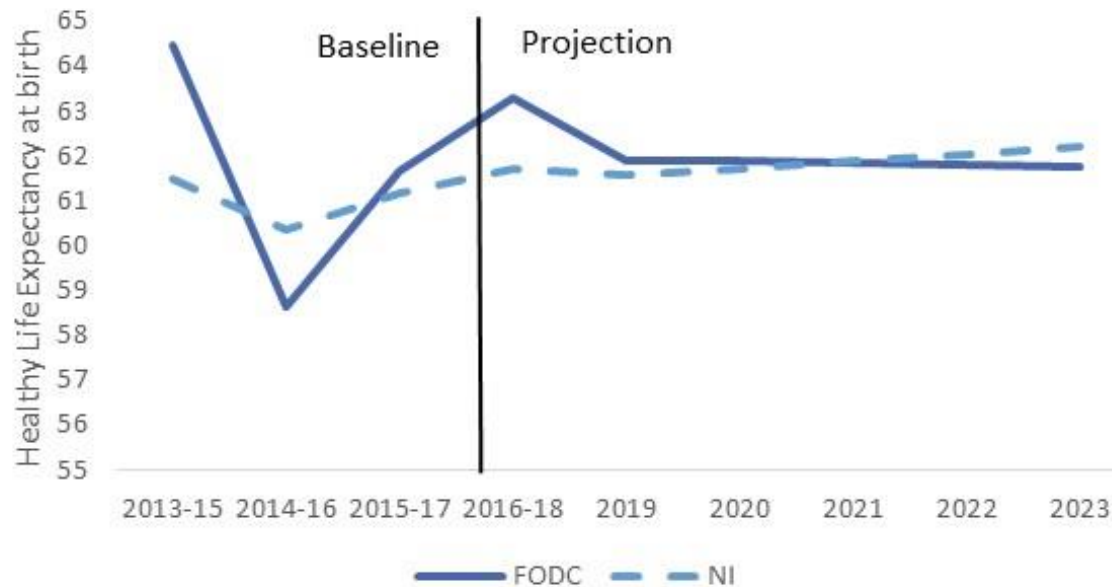
- The health of the population of the Fermanagh and Omagh district is generally better than that of other areas in NI: people are living longer and self-reported health levels suggest that almost 4 out of 5 people consider their health to be at least good.
- However, good health is not ubiquitous across the district. There are pockets where life expectancy is lower, the prevalence of certain diseases is higher and health levels generally poorer. These pockets tend to correlate with Multiple Deprivation.
- There are also a myriad of factors that contribute to health. Physical health and mental health can differ, with the latter potentially more difficult to diagnose and measure.
- The actions under this outcome will seek to address a range of determinants of health – such as, but not limited to - substance abuse, preventative medicine, early intervention and supporting individuals to make healthier choices and be more confident.

Indicator 1a: Healthy Life Expectancy

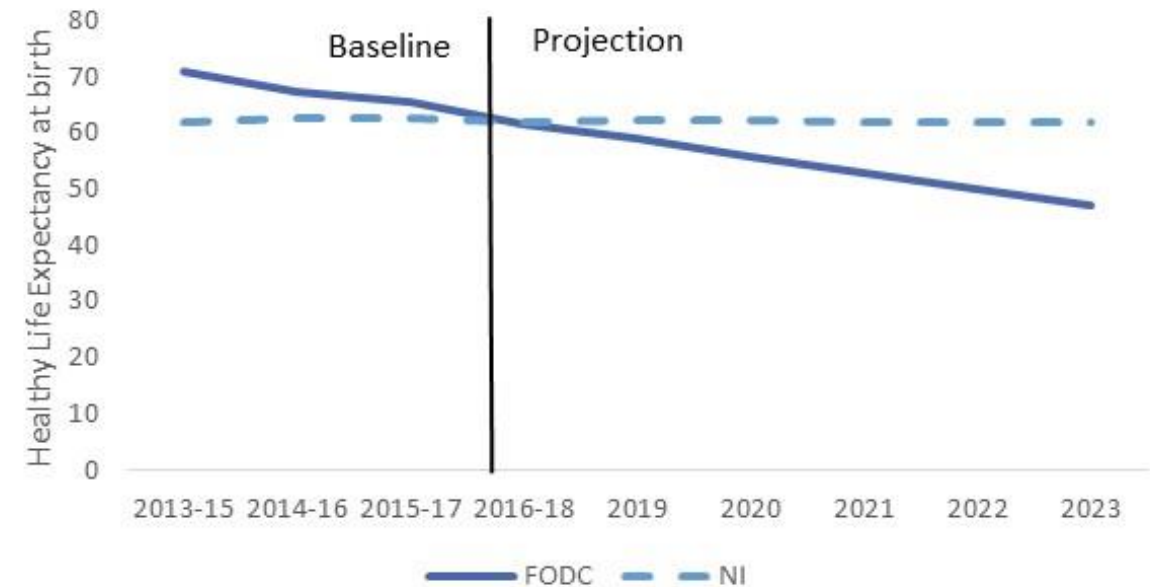
Turn the Curve



Healthy Life Expectancy - Males, FODC & NI



Healthy Life Expectancy - Females, FODC & NI



Healthily life expectancy for males in Fermanagh and Omagh is 63.3 years and 61.7 years for females. The average life expectancy is 79.2 years for males and 83.2 years for females. Thus, it can be surmised that the average person could have almost 20 years of life during which they are in poor health. Increasing healthy life expectancy is increasingly the focus, as opposed to overall life expectancy.

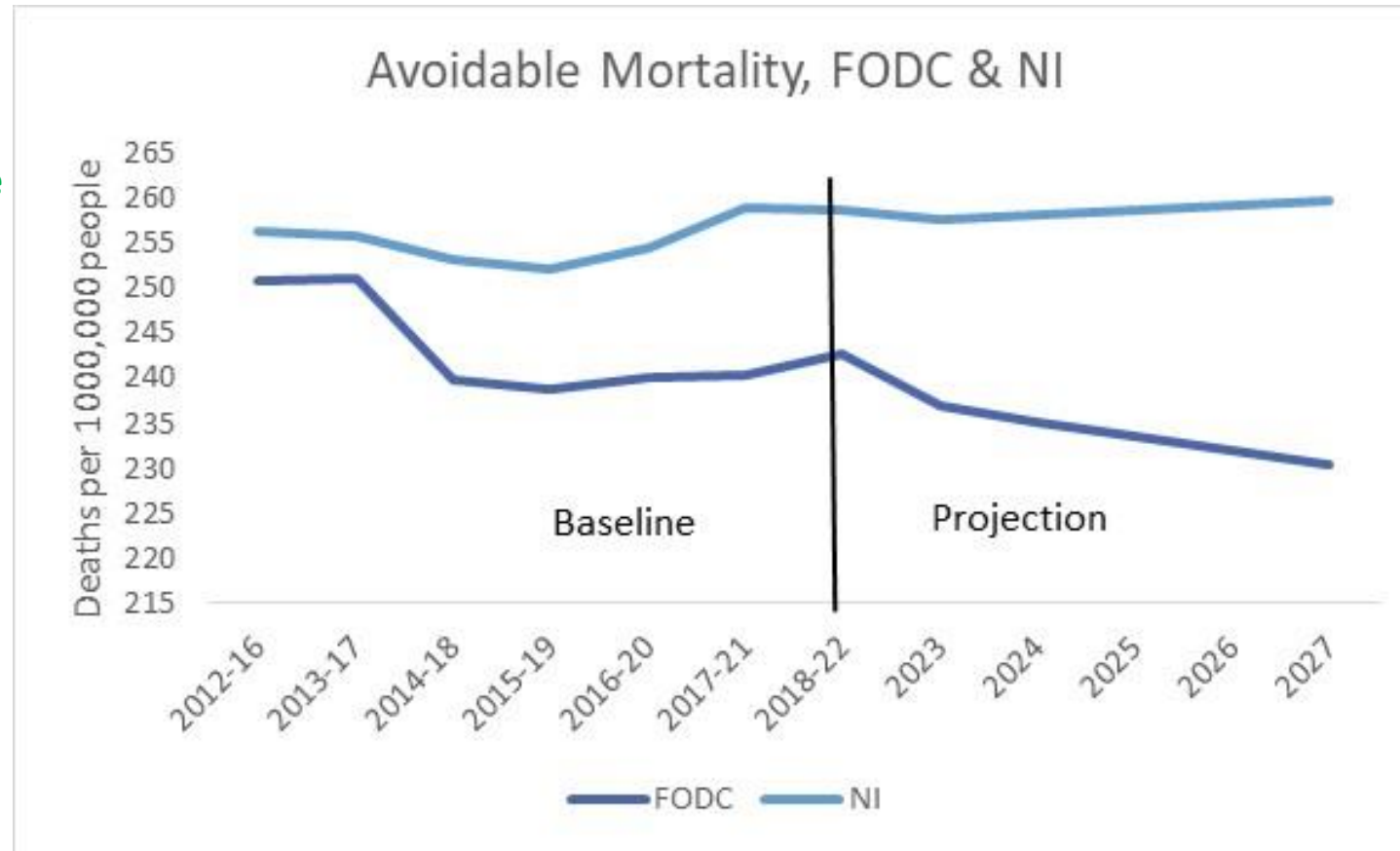
Indicator 1b: Avoidable Mortality

Avoidable mortality in Fermanagh and Omagh is 243 deaths per 100,000 population

The comparable figure for NI is 259 deaths per 100,000 population

Figures for deprived areas tend to be higher

Avoidable deaths are categorised as those that are either preventable or treatable. A death is considered preventable if it can be avoided through effective public health and primary prevention interventions. On the other hand, a treatable death is a premature death which could be avoided through timely and effective health care interventions, including secondary prevention. While preventable deaths indicate the state of public health, treatable deaths reflect on the availability, accessibility, or quality of health care interventions. They can provide a starting point to assess the quality and effectiveness of health care systems.

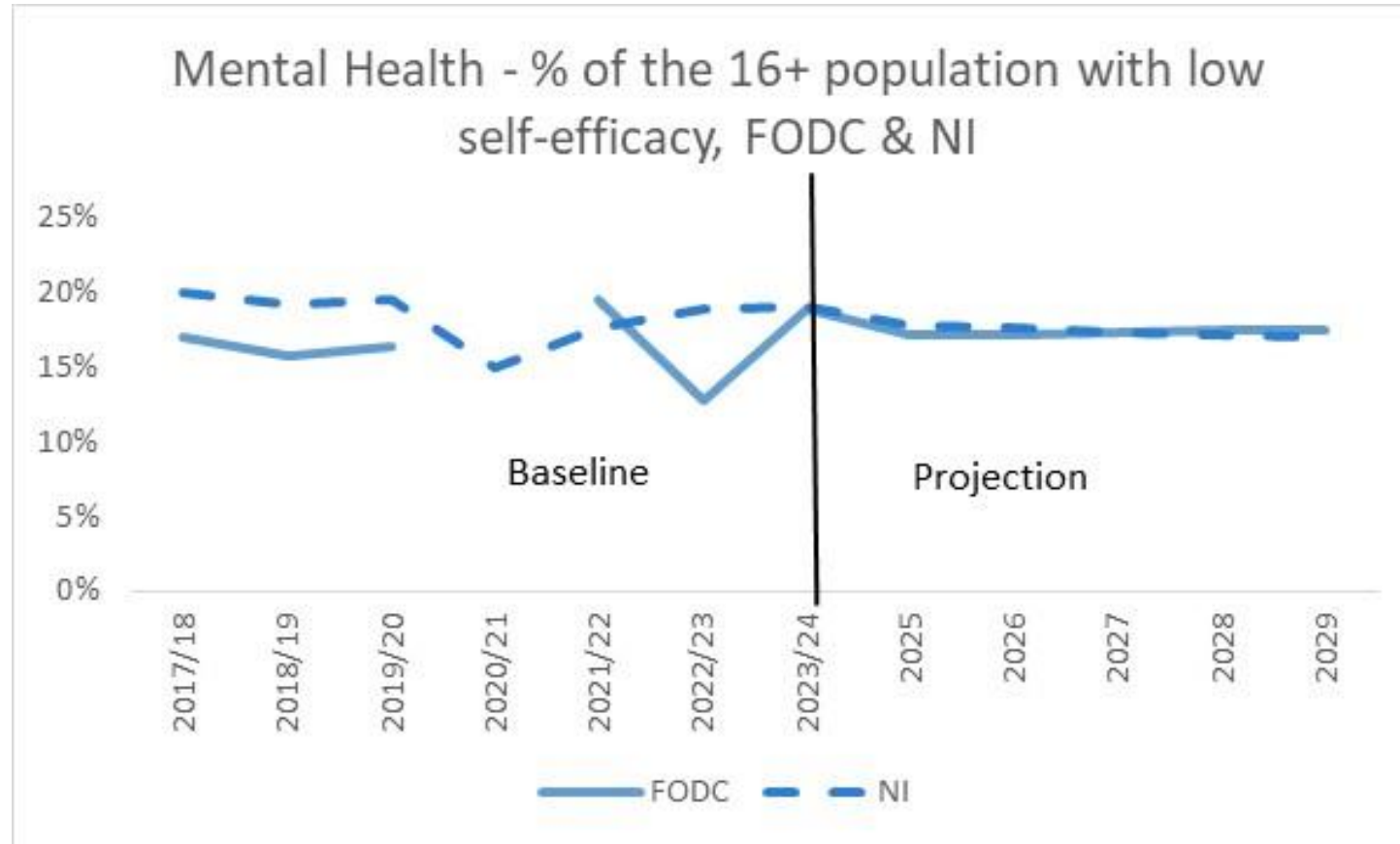


Indicator 1c: Mental Health - % of the 16+ population with low self-efficacy

The latest data (2023/24) suggests that 19% of people living in Fermanagh and Omagh have low self-efficacy. This is consistent with the NI average.

People with low self-efficacy have low self-confidence and thus feeling they have a minimal ability to control their own lives.

Self-efficacy is considered as a pre-cursor to mental health; a person who has low self-efficacy doubts their abilities, are less ambitious and give up on their aims when challenged.



Turn the
Curve





Outcome 2: Older people lead more independent, engaged and socially connected lives

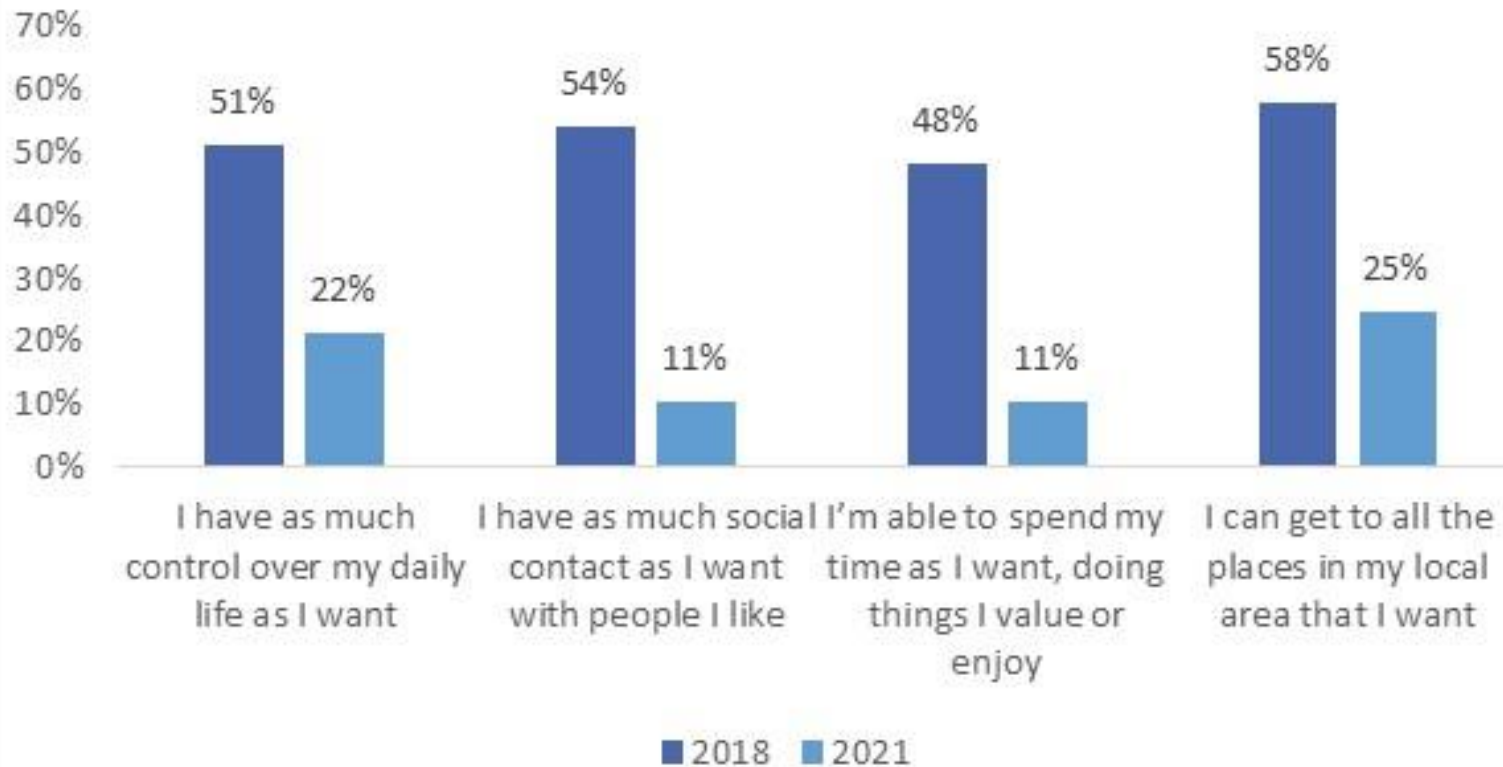
Outcome 2

Story Behind the Baseline

- The population of the western world is ageing. In Fermanagh and Omagh, there are currently 21,000 people aged 65 and over, representing 18% of the population.
- Population projections suggest this could increase to 22% of the population by 2030 and 25% by 2040.
- It is important to ensure that the older population, who will have different needs, are looked after. From a practical perspective, this is likely to have a profound impact on public services.
- The Fermanagh and Omagh District was accredited with WHO Age Friendly Status in 2019.
- This outcome contributed to the accreditation, with the Community Plan seeking to ensure there is a dedicated outcome to improve the wellbeing of the older population.
- To do this, the population indicators will monitor the quality of life of the older population (using the Adult Social Care Outcomes Toolkit (ASCOT) and one of the biggest contributors to the decline in health and living standards of the older population – hospitalisations due to a fall.

Indicator 2a: ASCOT

ASCOT - People aged over 60, FODC, 2018 & 2021



The impact of the Covid-19 pandemic and associated 'lockdowns' is evident in the ASCOT data, with significant decrease in the perceived control an older person has over their day-to-day life.

In pre-Covid-19 times, it is worth noting that only 51% of those aged over 60 felt they had as much control over their daily life as they would like.

The comparable figure for the total population was 66%. A similar pattern is apparent in the other questions.

This demonstrates the need to ensure older people have the ability to enjoy their life.

Indicator 2b: Over 75s hospitalised due to a fall

The risk of falling and being hospitalised due to a fall increases with age.

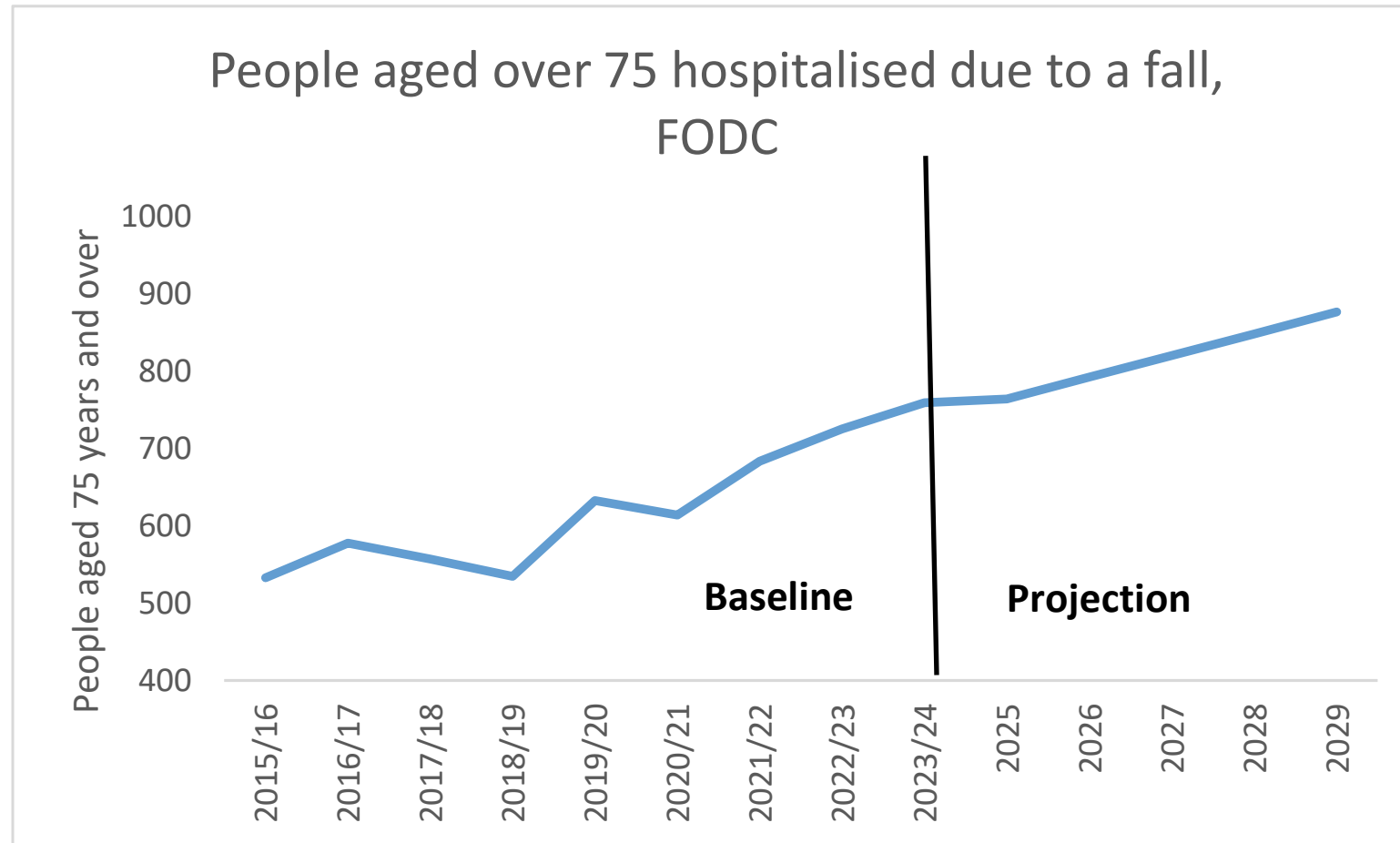
In the 2023/24 year, there were 760 hospitalisations of people aged over 75 years who reside in the Fermanagh and Omagh district.

This includes those who were diagnosed as 'tendency to fall' and 'falls causing injury'.

The trend has been increasing year-on-year and is projected to continue to increase.

For those aged over 75, falls greatly increase the risk of reduced mobility and loss of independence as well as potential premature death.

Turn the
Curve





Outcome 3: Our communities are inclusive, safe, resilient, and empowered

Outcome 3

Story Behind the Baseline

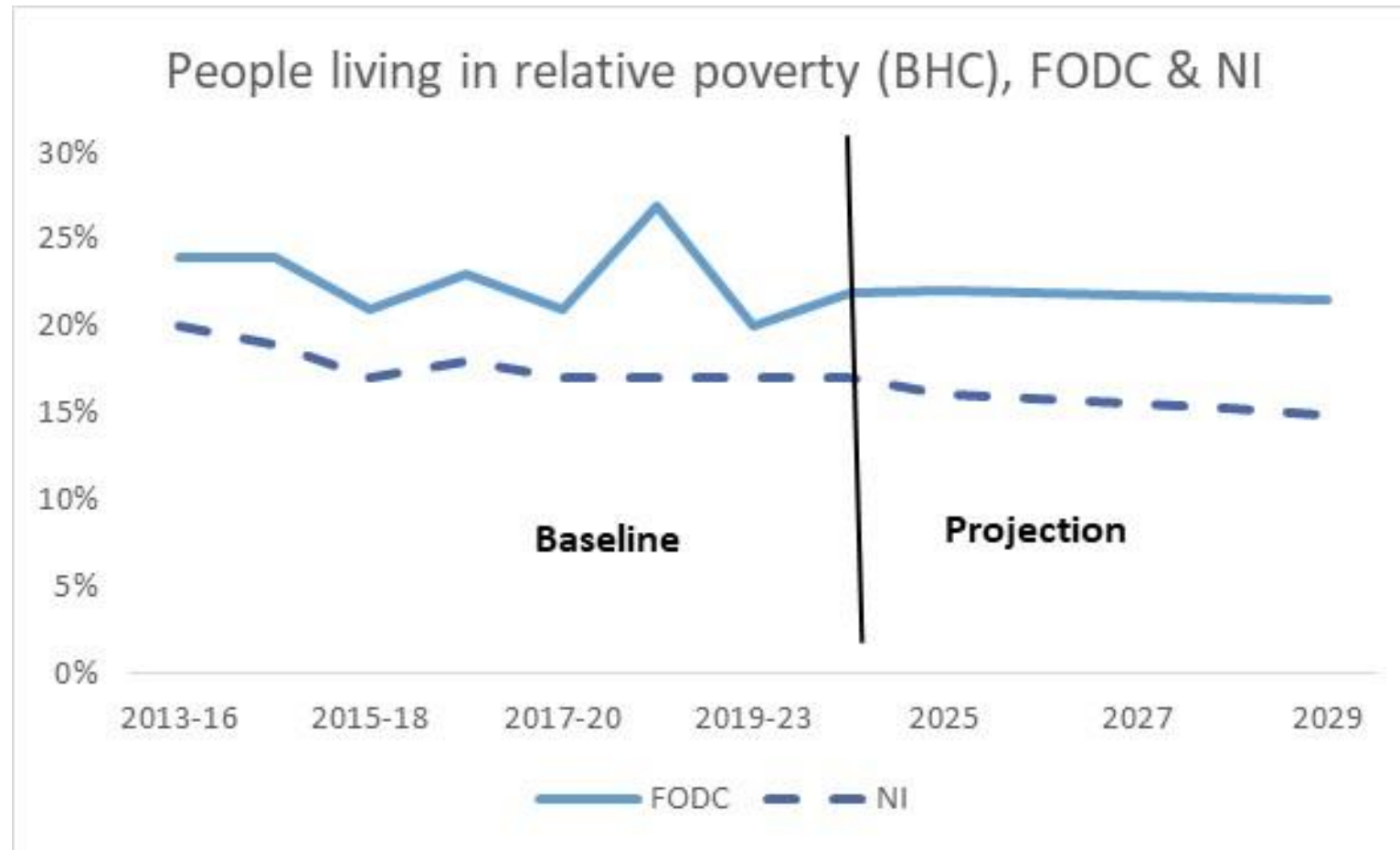
- The Fermanagh and Omagh district is home to a diverse range of communities. This includes minority groups and those who may feel marginalised by wider society, thus impacting their quality of life.
- In particular, the indicators will monitor those living in relative poverty, cultural identity / heritage and those who are likely to have a lower life satisfaction, such as people with a disability / limiting long term illness.
- The actions arising from this will seek to alleviate the underlying issues in the longer term, and where required, co-ordinate short term support for pressing issues, such as the current cost-of-living crises.
- Addressing the long standing issues will be a strategic priority, but is likely to be a long term ambition, as these issues are deep-rooted.
- The focus is to consider what can best be achieved by collaborative working, through a partnership of statutory partners, the CVS and others.

Indicator 3a: Relative Poverty

The latest data (2021-24) suggest that 22% of people in Fermanagh and Omagh live in relative poverty, before housing costs.

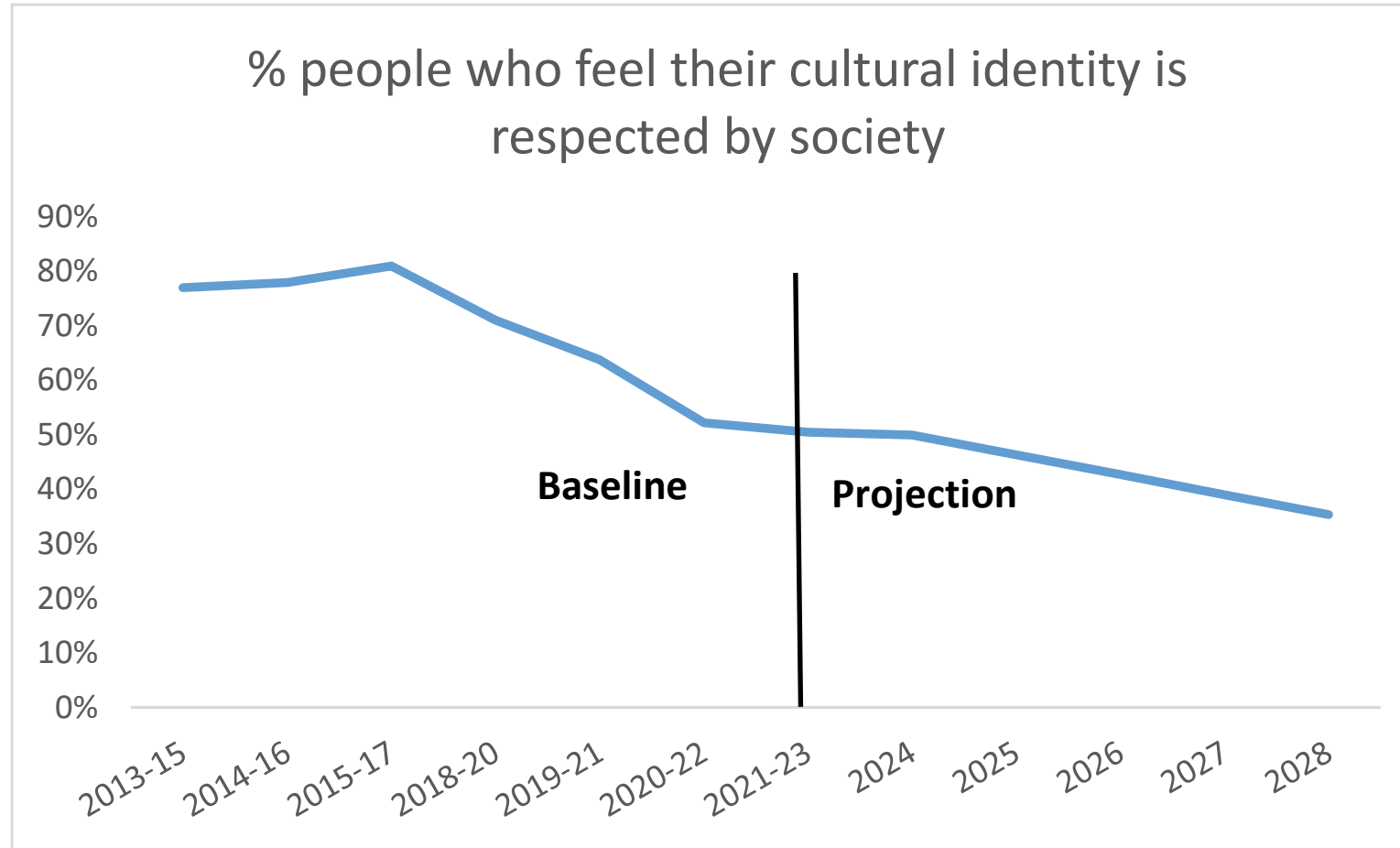
This is an increase of 2 percentage points year-on-year, with over one-in-five residents in Fermanagh and Omagh are deemed to live in relative poverty. Is this acceptable?

Relative poverty is consistently above the NI average in Fermanagh and Omagh. Poverty (and deprivation) contributes negatively to a wide range of issues, including health, education and economic outcomes.



Indicator 3b: Cultural Identity

Turn the
Curve



The latest data (2021-23) show that 51% of people living in Fermanagh and Omagh believe their 'cultural identity is respected by society'.

This indicator is broad, covering ethnic cultures, a persons identity and good relations issues.

There has been a notable decrease in those who feel their cultural identity is respected by society.

The key to improving this figure is to focus on embracing quality, inclusivity and diversity.

The long term risk of allowing this indicator to decline could be an increase in hate crimes.

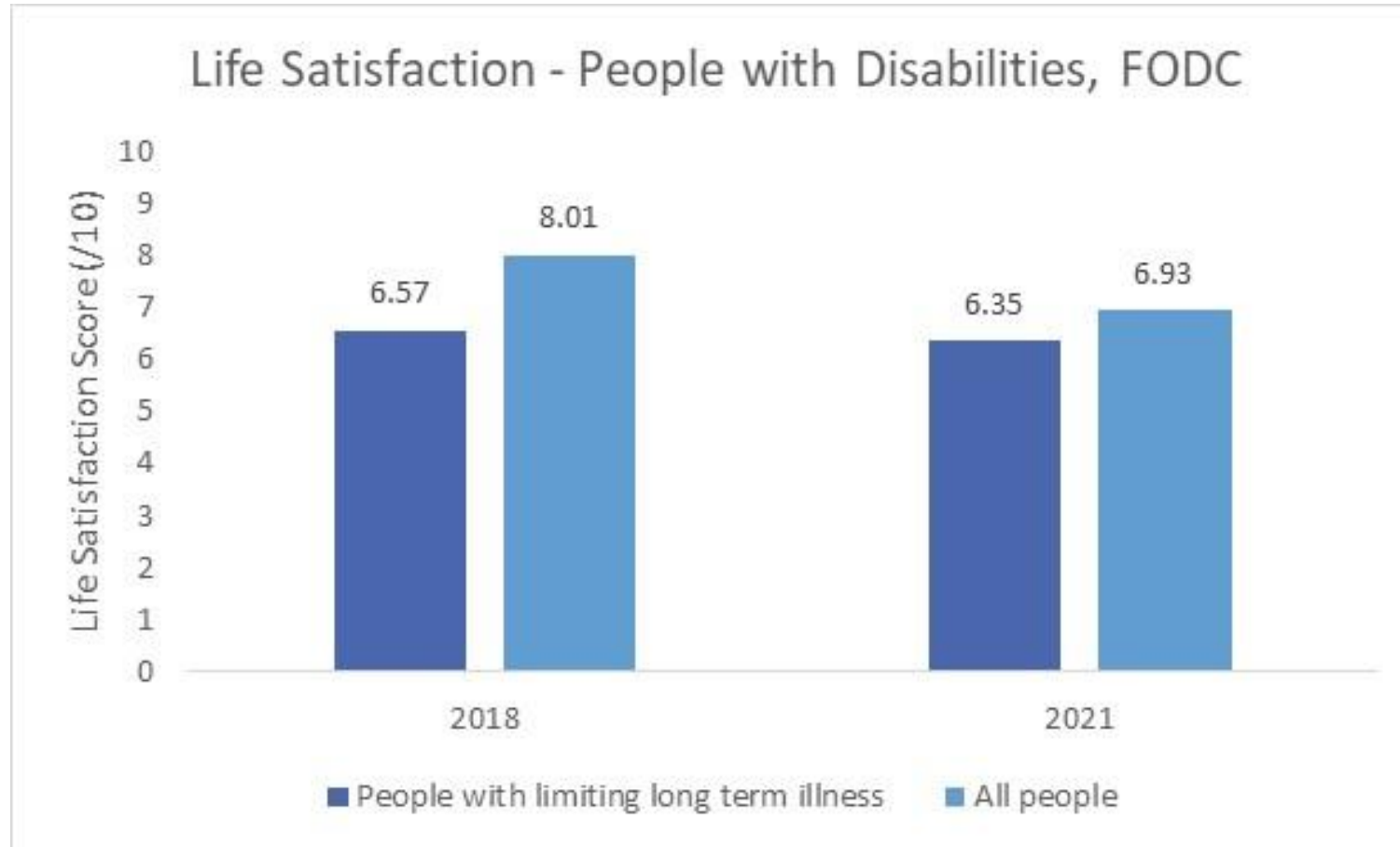
Indicator 3c: Life Satisfaction

Life satisfaction is measured as a score / 10 across a range of facets of life:

General life
Physical health
Mental health/emotional wellbeing
Finances
Living conditions
Connectivity

The average score shows that people with a disability / limiting long term illness report a lower life satisfaction score.

The difference was more marked in 2018 (the pre-Covid-19 era).



Turn the
Curve





Outcome 4: Our children and young people have the best start in life

Outcome 4

Story Behind the Baseline

- The headline evidence suggests that children and young people in Fermanagh and Omagh fare well:
 - Public health early years indicators, such as ‘mothers smoking during pregnancy’, ‘babies born at a low birth weight’ and ‘breastfeeding on discharge’ all tend to be more positive in Fermanagh and Omagh than the NI average
 - The NI Youth Wellbeing Survey suggests that children in Fermanagh and Omagh are significantly less likely to have any mood or anxiety disorder, or have experienced an Adverse Childhood Experience. (Conversely, they are more likely to have experienced multiple Positive Childhood Experiences)
 - Educational outcomes are favourable, with a higher proportion of students achieving 5 GCSEs (inc Eng and Maths) and proportionately more students flowing into higher education following school

Outcome 4

Story Behind the Baseline

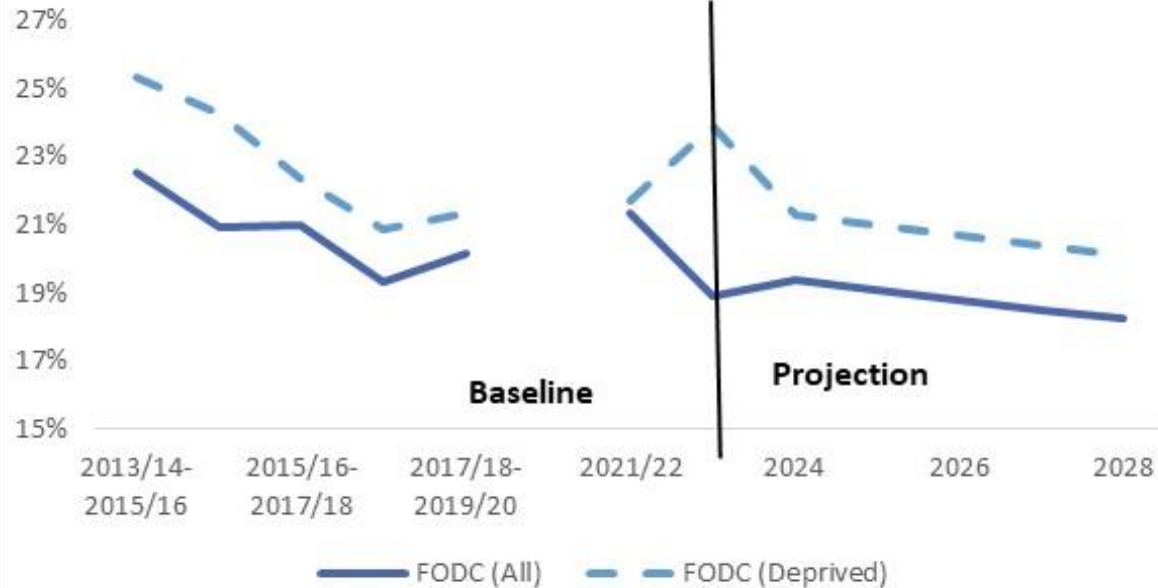
- However, this is not equitable for all cohorts. There are children and young people who do not have the best start in life. These may include, but are not limited to, those living in impoverished homes, in areas of high deprivation and potentially, those with special education needs.
- Therefore, efforts to address this inequality, and ensure all children have the best start in life, will take a targeted approach. The principal and shared value of 'an evidence led approach' will underpin this, with data and evidence used to develop and target actions.
- Monitoring progress against this outcome will follow 4 broad topics: Health, Safety, Education and Resilience.
- The indicators used to proxy these are:
 - Health: Childhood obesity (including overweight)
 - Safety: Children on the child protection register (pending)
 - Education: GCSE attainment
 - Resilience: will take an action orientated approach, ensuring the voice of young people is heard when and where relevant

Indicator 4a: Health Childhood obesity

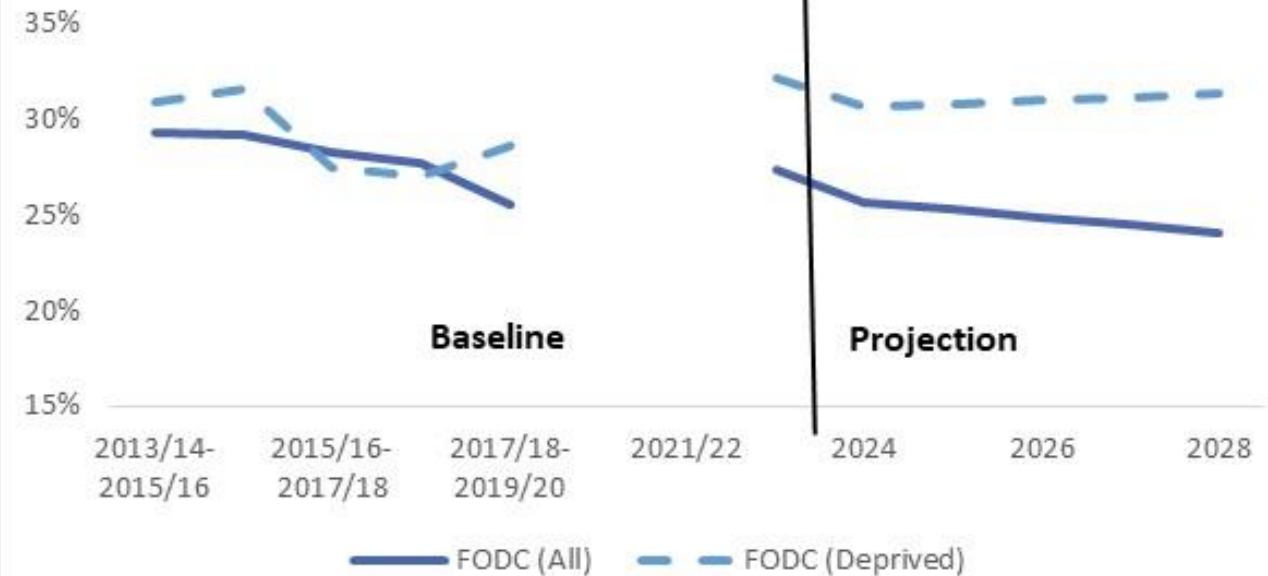
Turn the Curve



Children overweight or obese (P1), FODC



Children overweight or obese (Y8), FODC



In Fermanagh and Omagh, 19% of P1 children and 27% of Y8 children are overweight or obese. This is higher in deprived areas (24% and 32% respectively).

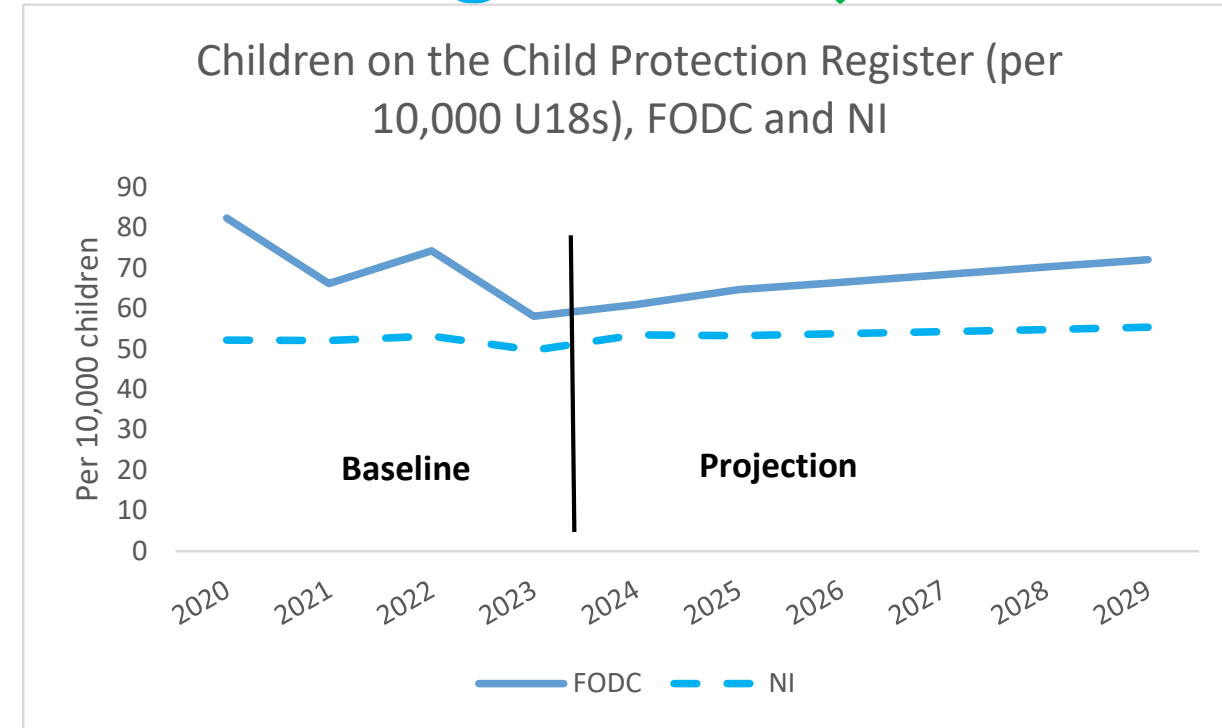
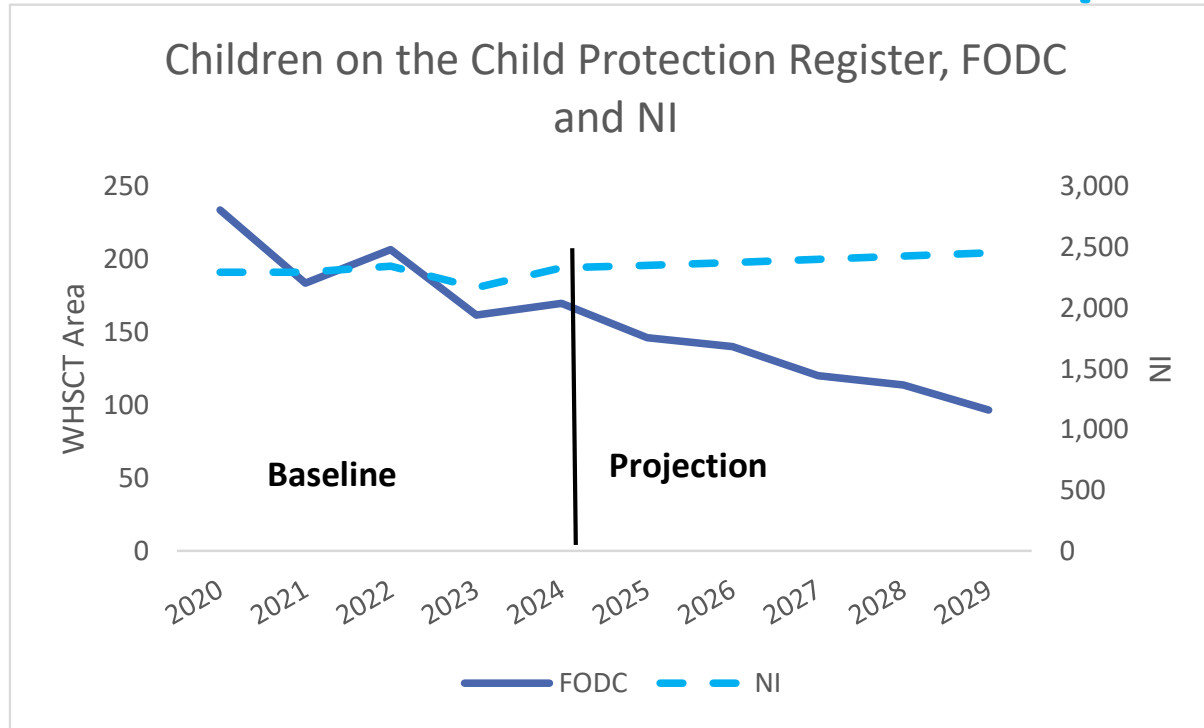
These figures relate to the 2022/23 year. Data was unavailable for 2020/21 and 2021/22 (for Y8 only) due to Covid-19 restrictions.

The trend suggests a continuation of the (marginal) downward trend; however, the issue is whether it is acceptable to have over 1 in 5 children overweight and how this may impact future health outcomes.

Indicator 4b: Safety

Children on the child protection register

Turn the Curve



There are 170 children on the child protection register located in the Fermanagh and Omagh District on 31st March 2024. This equates to 61 children per 10,000 children (those aged under 18).

The comparative rates for the WHSCT area and the NI average are 75.6 and 53.5 respectively.

Thus, there is an above average rate of children on the child protection register in Fermanagh and Omagh vis-à-vis the NI average.

Indicator 4c: Education

GCSE attainment

In Fermanagh and Omagh, 81% of school leavers achieve at least 5 GCSEs including English and Maths.

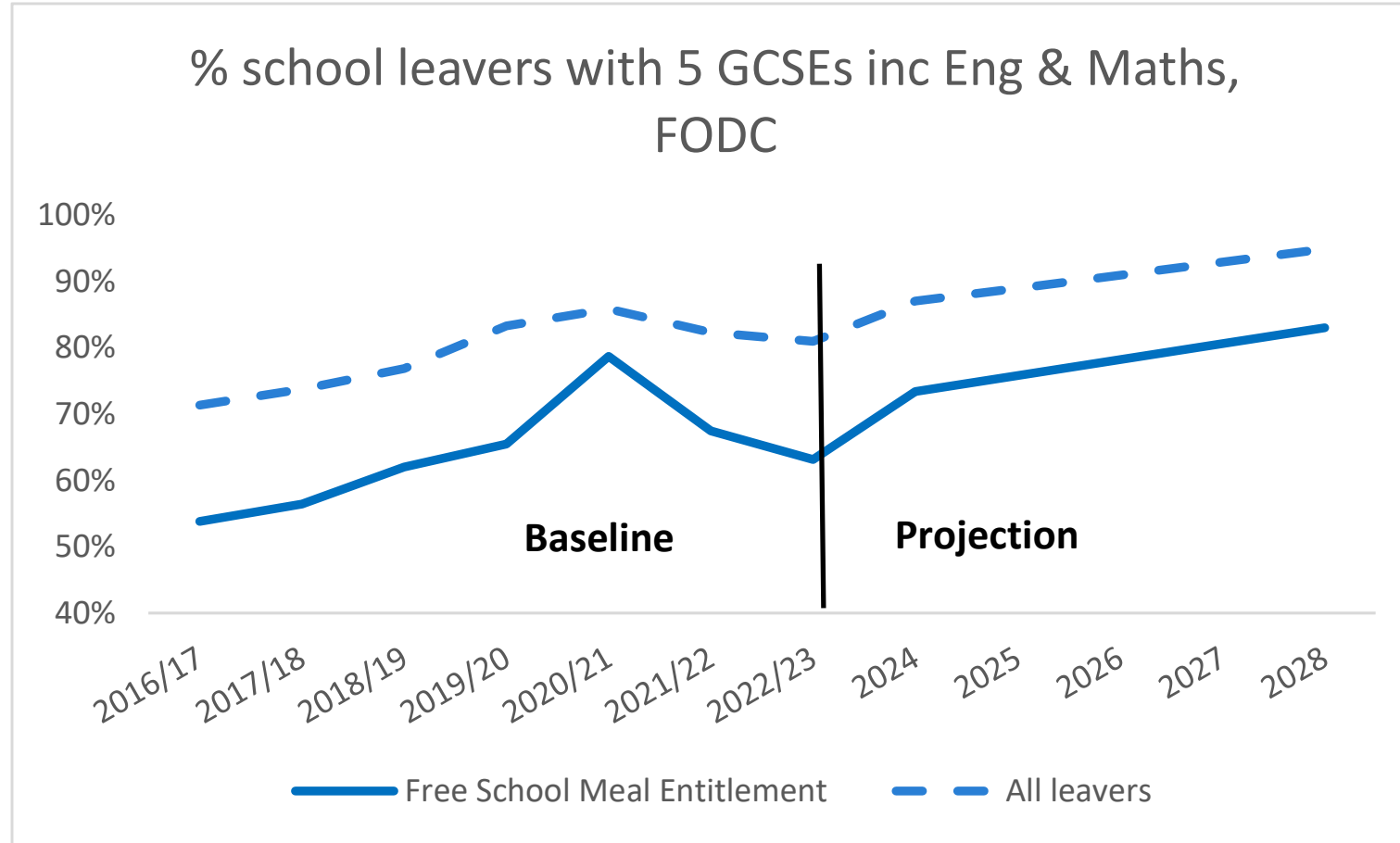
Those who are entitled to free school meals (FSME) traditionally do less well, with 63% in the latest data achieving 5 GCSEs including English and Maths.

The trends for both cohorts have been increasing over time and are projected to continue to increase.

The impact of the Covid-19 pandemic is evidence, with the return of traditional examination methods contributing to a fall in GCSE attainment in since 2020/21.

This has impacted free-school meal entitled children more severely.

Turn the
Curve





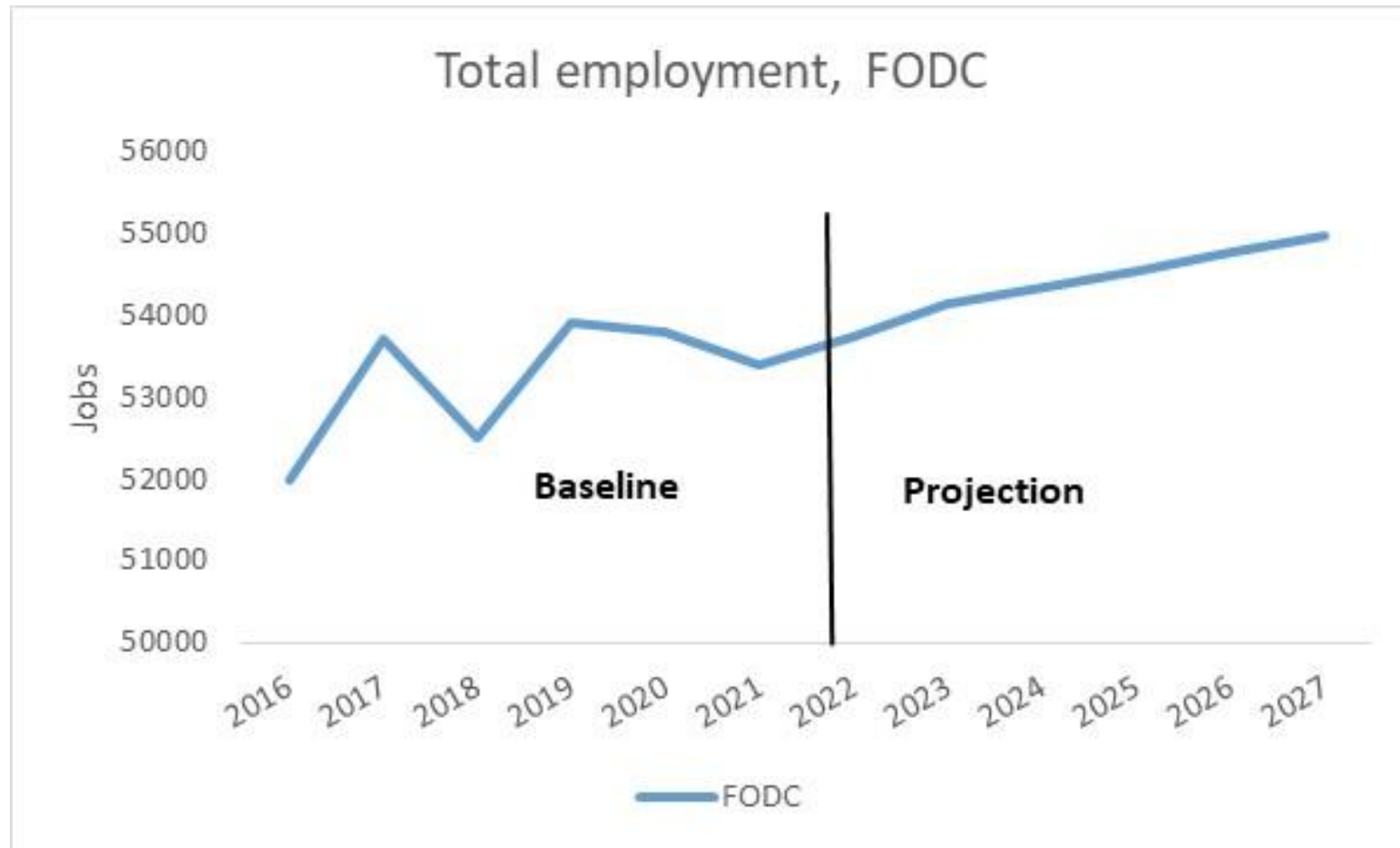
Outcome 5: Our economy is thriving, expanding and outward looking

Outcome 5

Story Behind the Baseline

- The Fermanagh and Omagh economy is comprised of micro-businesses, more dependent on primary and secondary industry and has a greater emphasis on self-employment.
- Productivity levels remain below the NI average (9% gap), but in the bigger picture, NI is 17% less productive than the UK and 29% less productive than ROI.
- In Fermanagh and Omagh, employment growth tends to be sluggish in comparison to the NI average and whilst economic inactivity levels are comparatively low, they remain above the NI average and there remains room for improvement.
- This outcome will focus on these three big issues: job growth, economic inactivity and productivity.
- Actions will examine why the economy is as it is, seeking to address key issues such as a lack of physical infrastructure, variable but improving broadband connectivity and lower skill levels.
- Important sectors to the local economy, such as tourism, agriculture, construction and manufacturing will be supported and smaller industries such as IT and professional services will continue to be promoted.

Indicator 5a: Jobs



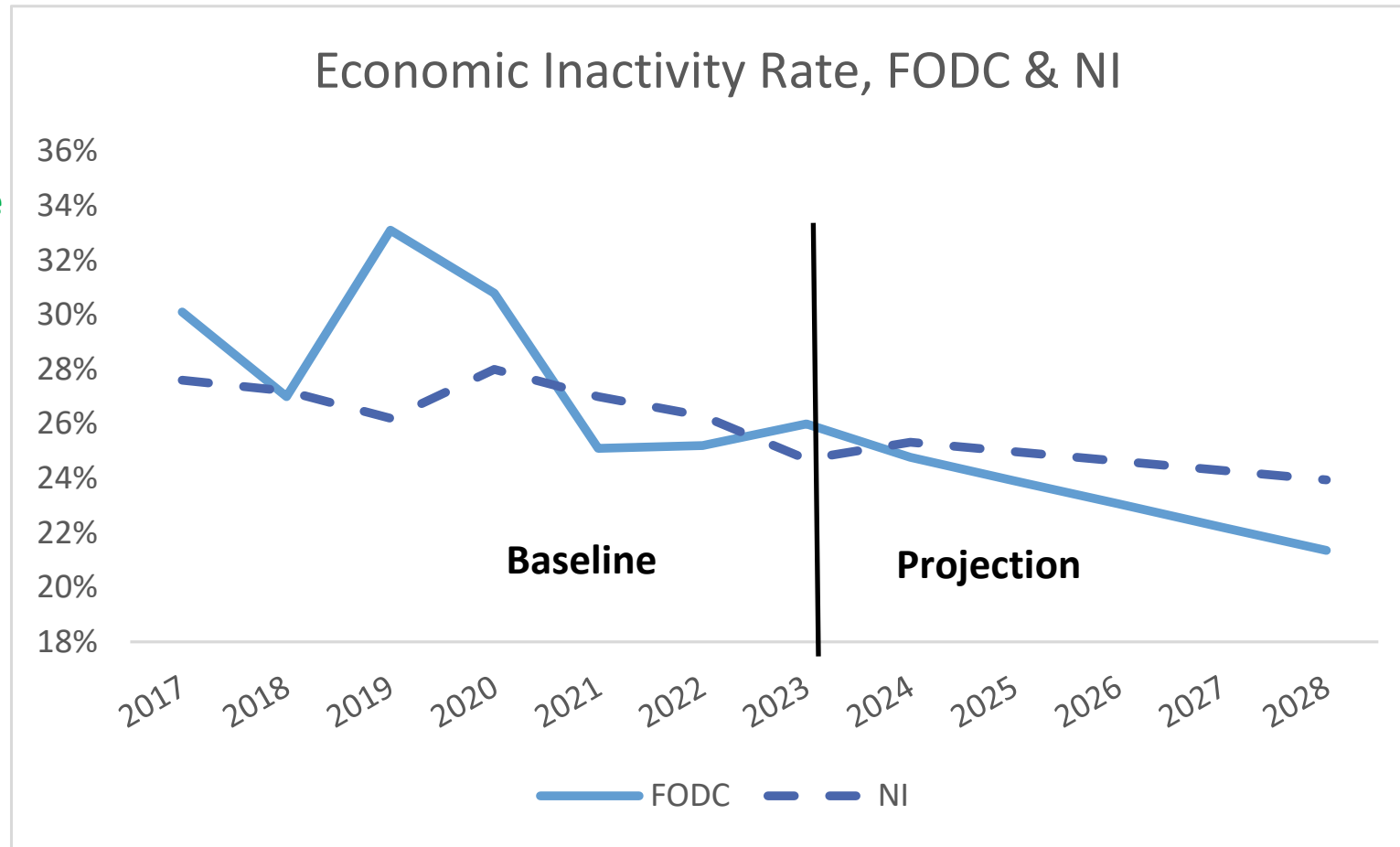
There are approximately 54,000 jobs located in the Fermanagh and Omagh District.

This includes employees, self-employed and agriculture.

In the absence of any policy intervention, the projected employment levels are to grow by 900 jobs (2.3%) by 2027.

Indicator 5b: Economic Inactivity

Turn the
Curve



Economic inactivity is a well-known issue within the Northern Ireland economy.

The economic inactivity rate in Fermanagh and Omagh is 26% (2023), compared to the NI average of 25%.

This means that one-in-four of those aged between 16-64 are not available to work.

Economic inactivity has tended to be higher in Fermanagh and Omagh than the NI average.

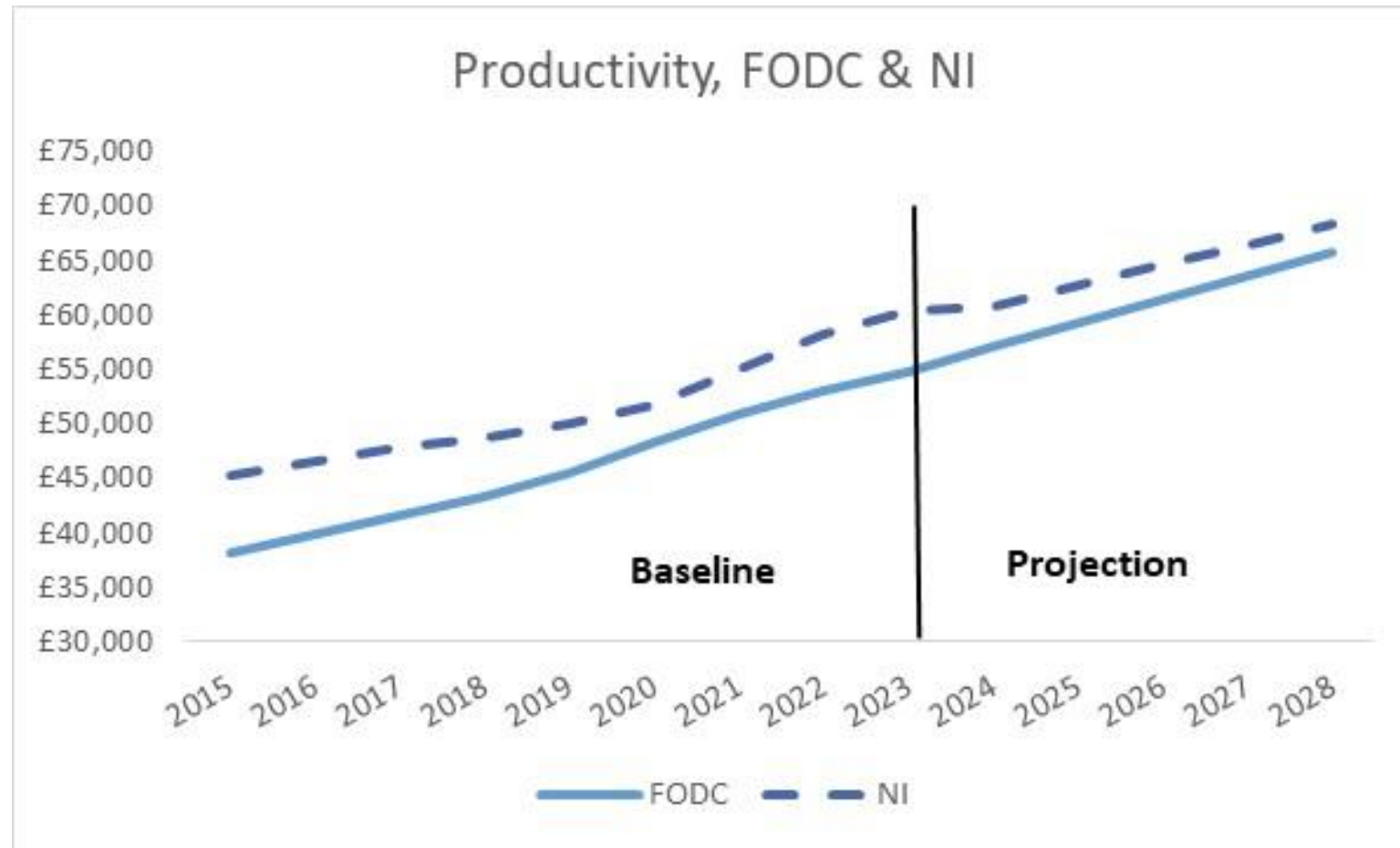
Current economic inactivity levels are low by historical standards.

Indicator 5c: Productivity

Productivity – economic output per employee – currently sits at £53,068 in Fermanagh and Omagh (2022) and £60,285 in Northern Ireland (2023).

Productivity levels are correlated with wage levels (as productivity is classed as the sum of wages and profits), with productive economies tending to have better paid employees.

Sluggish productivity levels are a UK wide problem. The gap between FODC and NI has narrowed to 9% (from 16% in 2015), but NI's productivity remains below UK levels and significantly below the ROI average.



Turn the
Curve





Outcome 6: Our outstanding natural and built environment is sustainably managed, and where possible, enhanced

Outcome 6

Story Behind the Baseline

- The Fermanagh and Omagh district is a large, predominantly rural district with a significantly beautiful and valuable natural environment and a proud array of built heritage.
- Sustainably managing the environment is an issue of utmost importance, both to the local population and as part of the wider global movement which has grown in prominence following the Covid-19 period.
- There are a large range of things which need to be considered to protect the environment. This outcome will measure 3 prominent, strategic level population indicators. They are:
 - Carbon emissions
 - Heritage at risk
 - Commercial vacancy rates
- Actions will focus on protecting the natural environment (by seeking to lower greenhouse gas emissions locally), preserving heritage (by tracking the heritage at risk register) and sustainably managing town centres (by decreasing commercial vacancy rates) to ensure urban heritage is recognised and promoted.

Indicator 6a: Carbon emissions

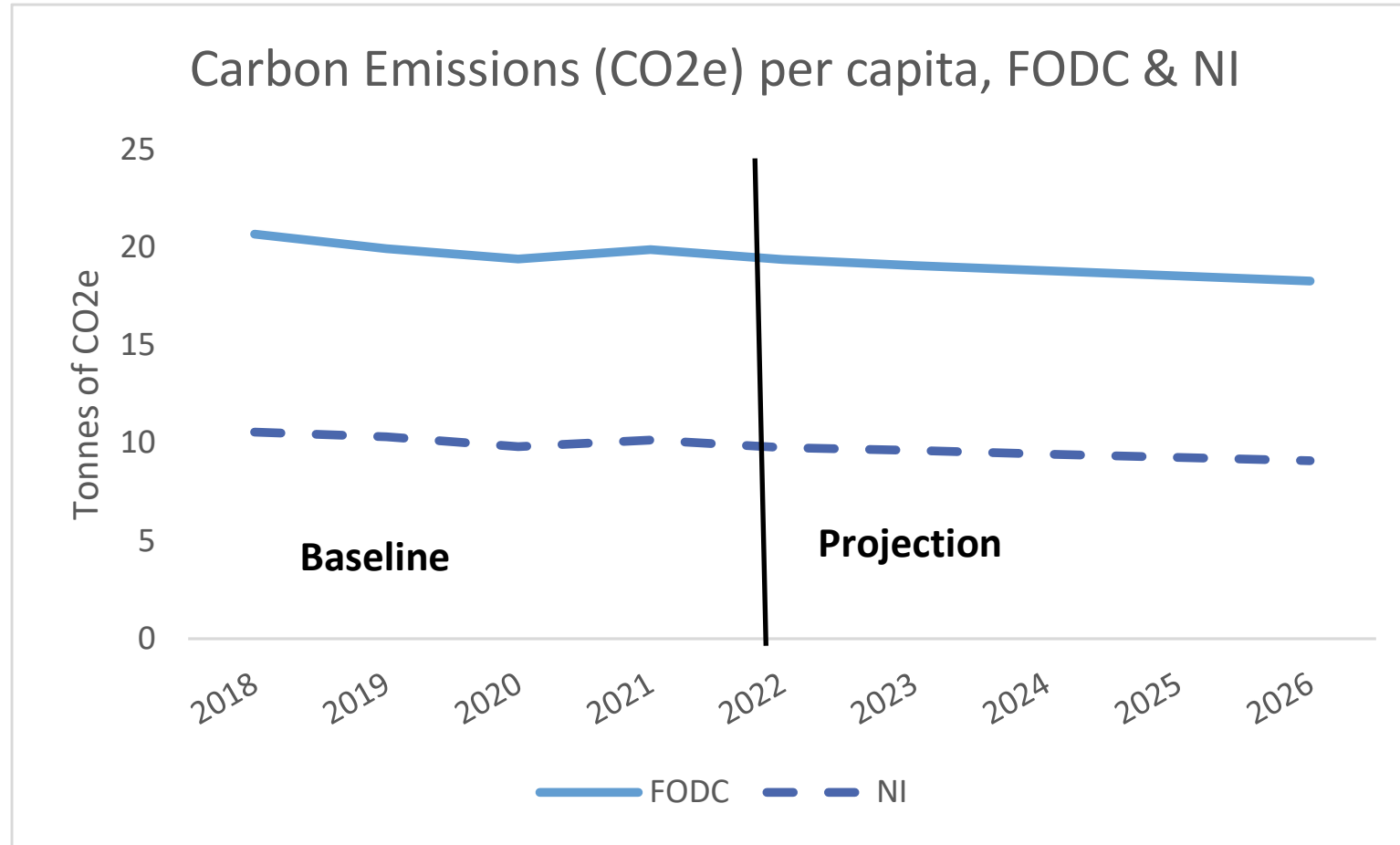
The average resident of the Fermanagh and Omagh district emits 19.4 tonnes of CO₂e per annum.

This is significantly higher than the average NI resident (9.8 tonnes CO₂e).

The CO₂e emissions in FODC comprise of:

- 9.5 tonnes of CO₂ (49%)
- 7.9 tonnes of methane (CH₄) (41%)
- 2.0 tonnes of nitrous oxide (N₂O) (10%)

These are all above the NI average, but are likely to be driven in part by the km of roads in the (large) Fermanagh and Omagh district and the large agriculture industry.



Indicator 6b: Heritage at Risk

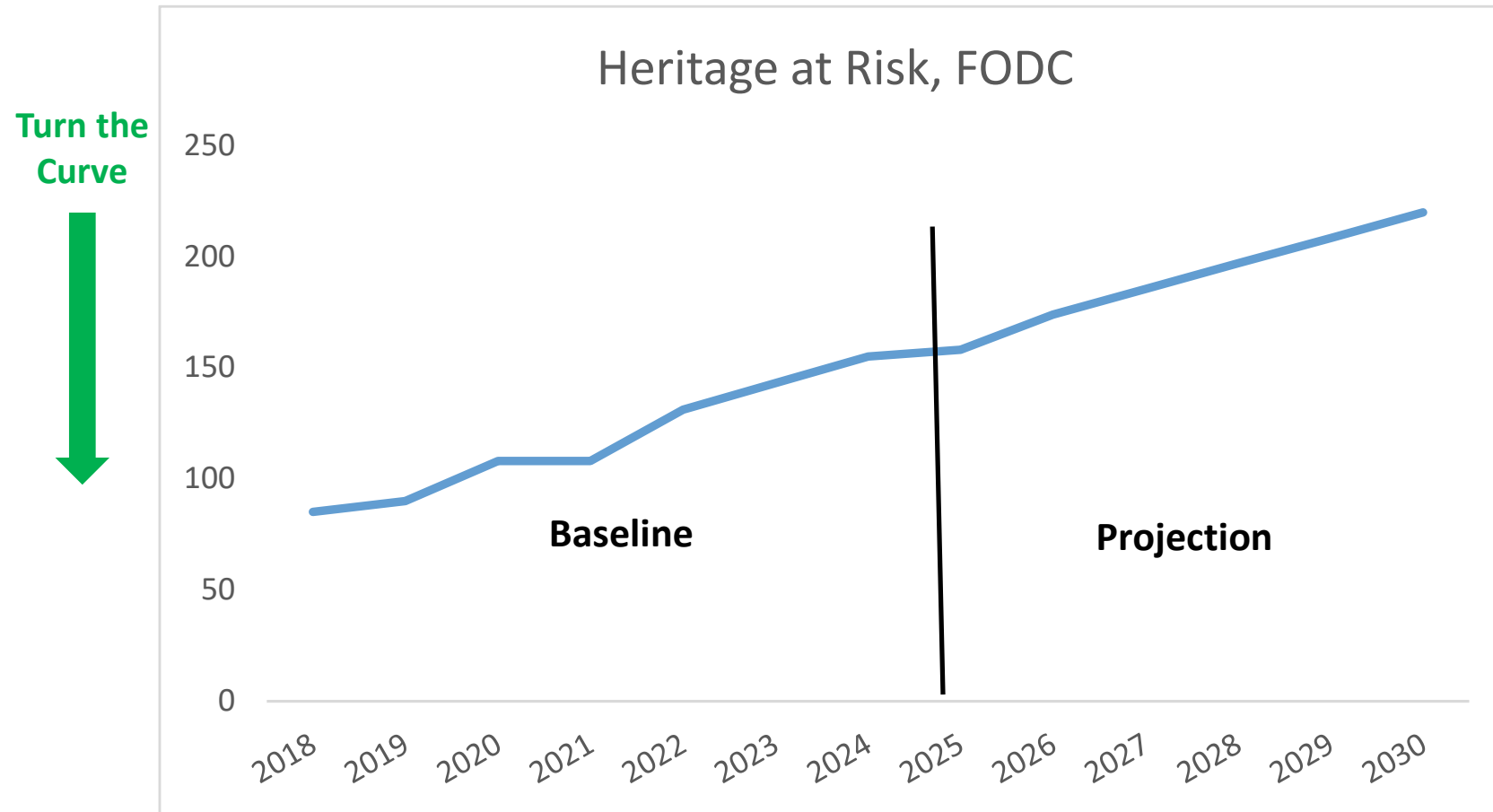
There are 158 items on the heritage at risk register located in the Fermanagh and Omagh district, as of 13th February 2025.

This includes items on the list which are classed as 'Heritage at Risk', 'Demolished' and 'Completed'.

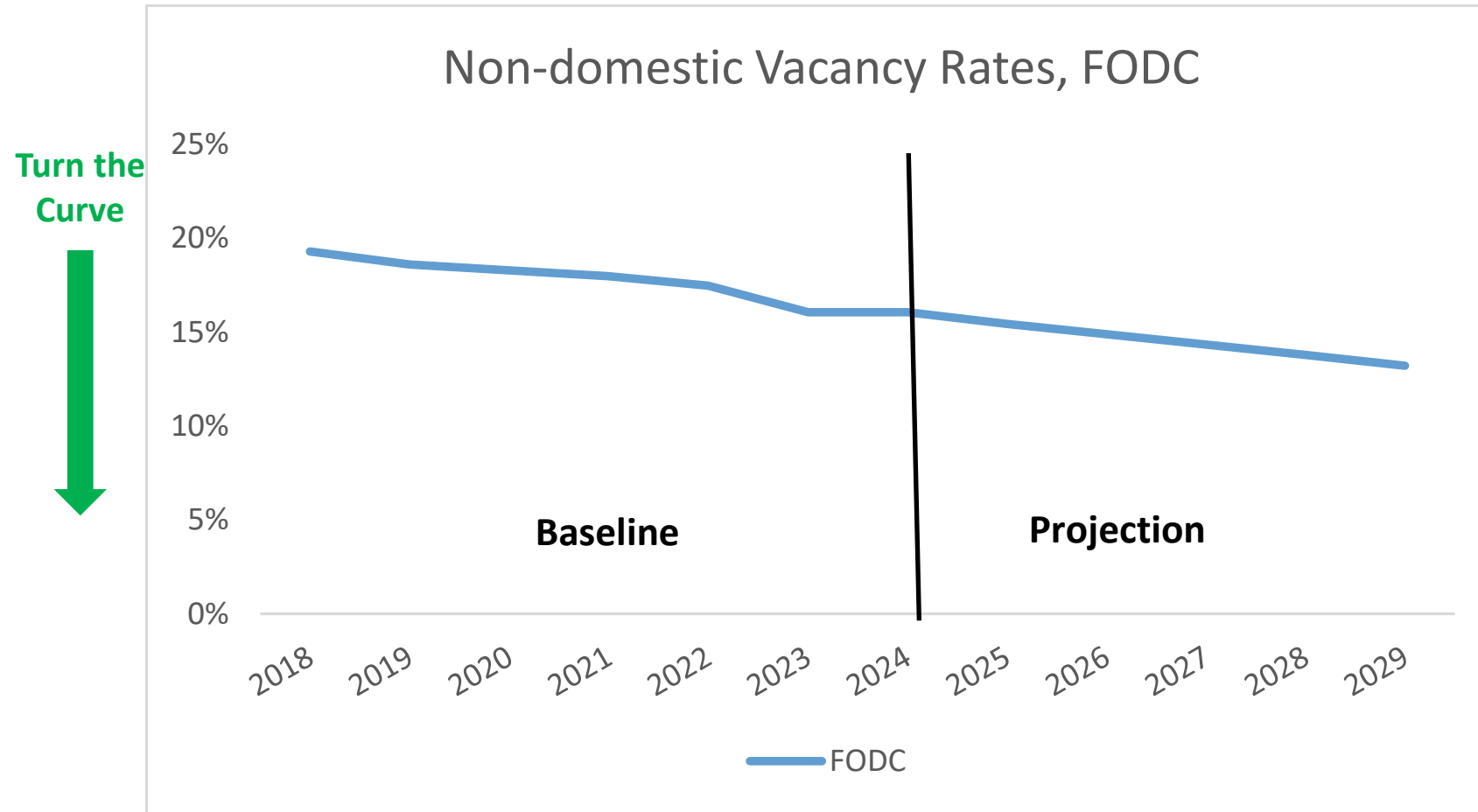
An increase to Heritage at Risk may be desirable in the short term, as this demonstrates a recognition that a piece of heritage is at risk.

However, the goal in the long term is to decrease heritage at risk, as heritage becomes preserved.

(It should be noted that the definition of 'Heritage at Risk' has changed / widened over time).



Indicator 6c: Commercial vacancies



The commercial vacancy rate – otherwise known as the non-domestic vacancy rate – was 16.1% on 30th September 2024.

This shows that over 1 in 6 commercial premises in the Fermanagh and Omagh District were vacant.

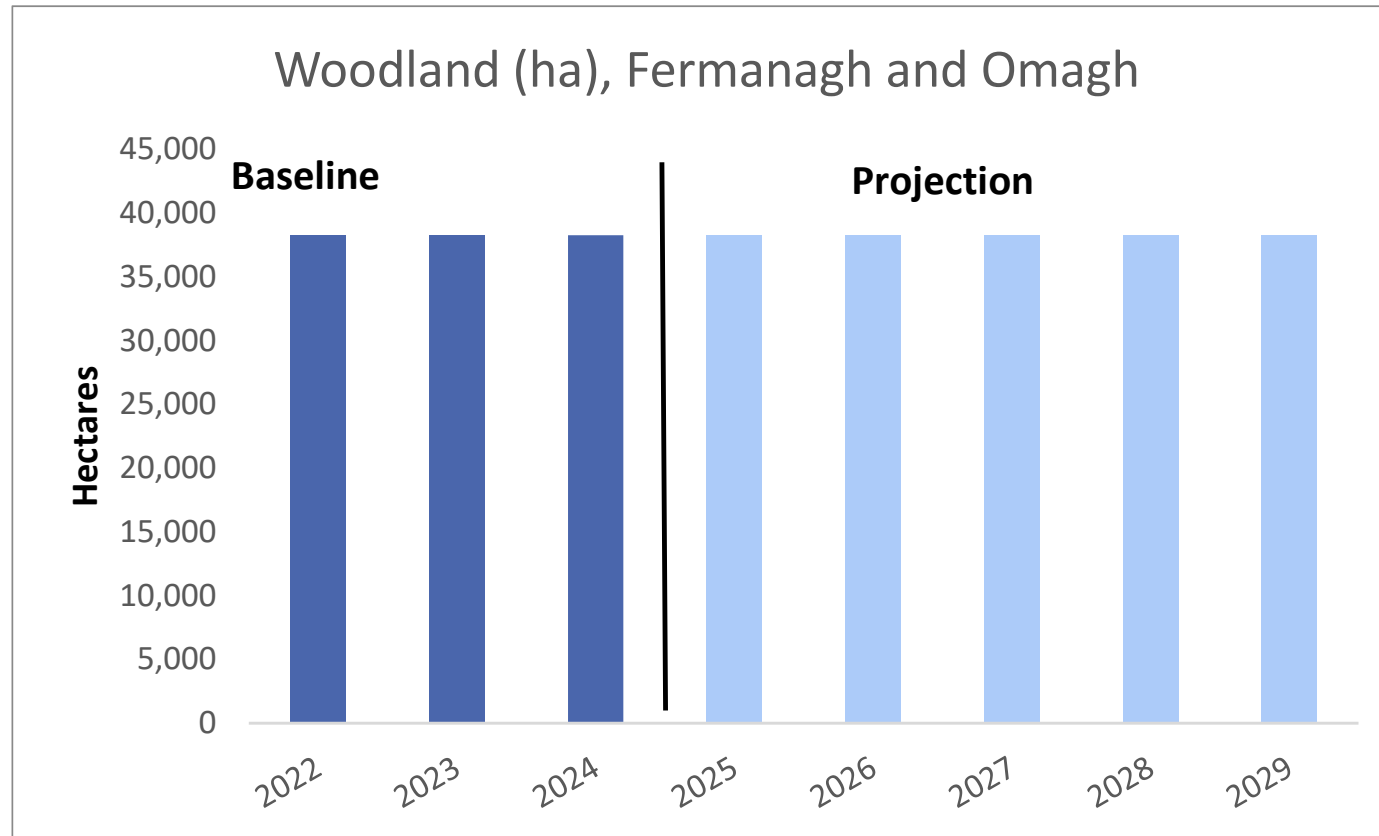
The commercial vacancy rate has been decreasing marginally over time, but remains higher than desired.

These figures vary on a location-by-location basis, with the towns of Enniskillen and Omagh tending to have slightly lower vacancy rates.

Indicator 6d: Natural Environment

Woodland

Turn the
Curve



There are 38,286 hectares of woodland in the Fermanagh and Omagh District

This includes conifer, broadleaf, mixed, short rotation coppice, regenerating woodland and types unknown.

Approximately 1/3 of NI's woodland is located in Fermanagh and Omagh.

The provision and good maintenance of woodland is vital to ensuring a thriving range of wildlife, flowers and fauna. It is also a key contributor to carbon sequestration

Community Planning Indicators

Summary

Ref	Indicator
Outcome 1: Our people are healthy and well - physically, mentally and emotionally	
1a	Healthy Life Expectancy
1b	Avoidable Mortality
1c	Mental Health - Low Self-Efficacy
Outcome 2: Older people lead more independent, engaged and socially connected lives	
2a	Adult Social Care Outcomes Toolkit
2b	Over 75s Hospitalised due to a fall
Outcome 3: Our communities are inclusive, safe, resilient and empowered	
3a	Relative poverty
3b	Cultural identity
3c	Life Satisfaction - People with disabilities
Outcome 4: Our children and young people have the best start in life	
4a	Children who are overweight or obese
4b	Children on the child protection register
4c	Educational attainment
Outcome 5: Our economy is thriving, expanding and outward looking	
5a	The number of jobs
5b	Economic Inactivity
5c	Productivity
Outcome 6: Our outstanding natural and built environment is sustainably managed and, where possible, enhanced	
6a	Carbon emissions
6b	Heritage at Risk
6c	Commercial Vacancy Rates
6d	Woodland

Fermanagh and Omagh
Community Planning Partnership



Data Science and Intelligence Service

datascience@fermanaghomagh.com

0300 303 1777