










Outcome 5: Our economy is thriving, expanding and outward looking




Indicator	Baseline	Statement of Progress 2019	Statement of Progress 2021 (Latest Data)	Trend
5a) The number of jobs Source: Calculation based on published data	50,600 jobs Year: 2015	52,100 jobs Year: 2018	52,200 jobs Year: 2019	
5b) Economic inactivity rate (16+ years) Source: Local Authority Database	34% Year: 2015	38% Year: 2018	45% Year: 2019	
5c) Number of registered businesses Source: IDBR	7,690 Year: 2016	8,200 Year: 2019	8,285 Year: 2021	
5d) Wage levels Source: ASHE	FO: £19,969 NI: £24,601 Gap: 23% Year: 2016	FO: £21,891 NI: £25,704 Gap: 17% Year: 2018	FO: £23,674 NI: 27,061 Gap: 14% Year: 2020	

Measuring Progress towards outcomes

Indicator	Baseline	Statement of Progress 2019	Statement of Progress 2021 (Latest Data)	Trend
<p>5e) Tourism expenditure</p> <p>Source: Dept. Economy Local Government Tourism Stats</p>	<p>£68m pa over the last 3 years</p> <p>Year: 2013-15</p>	<p>£61m pa over the past 3 years</p> <p>Year: 2016-18</p>	<p>£70m pa over the past 3 years</p> <p>Year: 2017-19</p>	
<p>5f) % of premises unable to access broadband in excess of - i) 10Mbps and ii) 300Mbps</p>	<p>10Mbps: 37%</p> <p>300Mbps: 100%</p> <p>Year: 2015</p>	<p>10Mbps: 19%</p> <p>300 Mbps: 97%</p> <p>Year: 2018</p>	<p>10Mbps: 19%</p> <p>300 Mbps: 75%</p> <p>Year: 2020</p>	
<p>5g) Length of motorways, dual carriageway and 'A' Roads</p> <p>Source: NI Transport Statistics (Dfi)</p>	<p>0km motorways 0.6km dual carriageway 320km 'A' Roads</p> <p>Year: 2016</p>	<p>0km motorways 0.6km dual carriageway 321km 'A' Roads</p> <p>Year: 2018</p>	<p>0km motorways 0.6km dual carriageway 319km 'A' Roads</p> <p>Year: 2020</p>	
<p>5h) % commercial premises that are vacant</p> <p>Source: LPS</p>	<p>20.0%</p> <p>Year: 2016</p>	<p>18.6%</p> <p>Year: 2019</p>	<p>18.0%</p> <p>Year: 2021</p>	
<p>5i) % of parents who believe there is lack of childcare provision in their area</p> <p>Source: NI Childcare Survey (Employers for Childcare)</p>	<p>Fermanagh: 83%</p> <p>Tyrone: 61%</p> <p>Year: 2018</p>	<p><i>Not reported; Data Development Agenda</i></p>	<p>Fermanagh: 90%</p> <p>Tyrone: 67%</p> <p>Year: 2020</p>	

Measuring Progress towards outcomes

Outcome 5: Overview

Trend		# Indicators
Moving in the 'right direction'		6
No change		1
Moving in the 'wrong direction'		2
No data	--	0
Total		9