







Outcome 4: Our people have the best start in life with lifelong opportunities to fulfil their potential

Indicator	Baseline	Statement of Progress 2019	Statement of Progress 2021 (Latest Data)	Trend
<p>4a) % school leavers achieving 5 GCSEs A* - C including English and Maths</p> <p>Source: Dept. of Education ASU</p>	<p>All: 69.3% FSME: 48.1%</p> <p>Year: 2014/15</p>	<p>All: 71.4% FSME: 53.8%</p> <p>Year: 2016/17</p>	<p>All: 76.9% FSME: 62.0%</p> <p>Year: 2018/19</p>	
<p>4b) % of children (Y1 and Y8) who are obese</p> <p>Source: Health Inequalities Report</p>	<p>P1: 5.7% Y8: 7.8%</p> <p>Year: 2012/13-2014/15</p>	<p>P1: 5.5% Y8: 7.2%</p> <p>Year: 2015/16-2017/18</p>	<p>P1: 5.6% Y8: 4.8%</p> <p>Year: 2017/18-2019/20</p>	
<p>4c) Children development in immediate pre-school year</p> <p>Source: PfG</p>	<p>This indicator is taken from the PfG Data Development Agenda. Data has not yet been published. It is currently undergoing a technical assessment.</p>			
<p>4d) % children living in (relative) low income families (child poverty)</p> <p>Source: HMRC</p>	<p>20%</p> <p>Year: 2016</p>	<p><i>Not reported; Data Development Agenda</i></p>	<p>21%</p> <p>Year: 2020</p>	

Measuring Progress towards outcomes

Outcome 4: Overview

Trend		# Indicators
Moving in the 'right direction'		1
No change		1
Moving in the 'wrong direction'		1
No data	--	1
Total		4