







Outcome 3: Our communities are inclusive, safe, resilient and empowered

Indicator	Baseline	Statement of Progress 2019	Statement of Progress 2021 (Latest Data)	Trend
<p>3a) The number of incidents of any crime Source: PSNI</p>	<p>Total: 9,103, of which</p> <p>Recorded Crime: 4,998</p> <p>Anti-Social Behaviour (incidents): 2,578</p> <p>Domestic Abuse: 1,493</p> <p>Hate Crimes (incidents): 34</p> <p>Year: 2016</p>	<p>Total: 9,412, of which:</p> <p>Recorded Crime: 4,504</p> <p>Anti-Social Behaviour (incidents): 2,986</p> <p>Domestic Abuse: 1,874</p> <p>Hate Crimes (incidents): 46</p> <p>Year: 2018</p>	<p>Total: 9,282, of which:</p> <p>Recorded Crime: 4,701</p> <p>Anti-Social Behaviour (incidents): 2,765</p> <p>Domestic Abuse: 1,736</p> <p>Hate Crimes (incidents): 80</p> <p>Year: 2019</p>	
<p>3b) % of the population who believe their cultural identity is respected by society Source: NI Life and Times Survey</p>	<p>FO: 77%</p> <p>NI: 64%</p> <p>Year: 2013-15</p>	<p>FO: 81%</p> <p>NI: 67%</p> <p>Year: 2015-17</p>	<p>FO: 71%</p> <p>NI:</p> <p>Year: 2018-20</p>	




Measuring Progress towards outcomes

Indicator	Baseline	Statement of Progress 2019	Statement of Progress 2021 (Latest Data)	Trend
<p>3c) % of people living in relative poverty</p> <p>Source: DfC ASU</p>	<p>FO: 25%</p> <p>NI: 23%</p> <p>Year: 2012/13 – 2014/2015</p>	<p>FO: 20%</p> <p>NI: 17%</p> <p>Year: 2015/16 – 2017/18</p>	<p>FO: 23%</p> <p>NI: 18%</p> <p>Year: 2016/17 – 2018/19</p>	
<p>3d) # people killed or seriously injured in road traffic collisions</p> <p>Source: PSNI</p>	<p>49</p> <p>Year: 2015/16</p>	<p><i>Not reported; Data Development Agenda</i></p>	<p>59</p>	
<p>3e) # accidental dwelling fires</p> <p>Source: NI Fire and Rescue Service</p>	<p>48</p> <p>Year: 2015</p>	<p>55</p> <p>Year: 2018</p>	<p>47</p> <p>Year: 2020</p>	
<p>3f) % of dwellings in a state of disrepair</p> <p>Source: NI Housing Executive House Conditions Survey</p>	<p>FO: 17%</p> <p>NI: 16%</p> <p>Year: 2016</p>	<p><i>Not reported; Data Development Agenda</i></p>	<p>NO data; Next update scheduled for 2022</p>	--
<p>3g) Life satisfaction of people with disabilities</p> <p>Source: Fermanagh and Omagh Residents' Survey</p>	<p>People with a disability: 6.6/10</p> <p>All people: 8/10</p> <p>Year: 2018</p>	<p><i>Not reported; Data Development Agenda</i></p>	<p>People with a disability: 6.4/10</p> <p>All people: 6.9/10</p> <p>Year: 2018</p>	

Measuring Progress towards outcomes

Indicator	Baseline	Statement of Progress 2019	Statement of Progress 2021 (Latest Data)	Trend
3h) % of the population engaged in culture, arts or leisure Source: DfC / CHS	90% Year: 2010/11 – 2012/13	82% Year: 2013/14 – 2015/16	No data; Next update scheduled for 2022	--

Outcome 3: Overview

Trend	# Indicators
Moving in the 'right direction' 	1
No change 	2
Moving in the 'wrong direction' 	3
No data --	2
Total	8