









## Outcome 2: Older people lead more independent, engaged and socially connected lives

| Indicator   | Baseline   | Statement of Progress 2019  | Statement of Progress 2021 (Latest Data)  | Trend   |
|---|--|---|---|---|
| <p>2a)<br/><b>The number of people aged 75 years who are hospitalised due to a fall</b></p> <p>Source: WHSCT</p>                                    | <p>80 patients with a diagnosis of 'tendency to fall'</p> <p>449 patients with a diagnosis of 'fall causing injury'</p> <p>Year: 2015/16</p> | <p>74 patients with a diagnosis of 'tendency to fall'</p> <p>473 patients with a diagnosis of 'falls causing injury'</p> <p>Year: 2017/18</p> | <p>72 patients with a diagnosis of 'tendency to fall'</p> <p>530 patients with a diagnosis of 'falls causing injury'</p> <p>Year: 2020/21</p> |    |
| <p>2b)<br/><b>% of the people aged 65 years and over in good health</b></p> <p>Source: Census 2011 / Fermanagh and Omagh Residents' Survey 2018</p> | <p>2011: 88%</p> <p>Year: 2011</p>   | <p>2018: 96%</p> <p>Year: 2018</p>  | <p>2021: 96%</p> <p>Year: 2018</p>  |    |
| <p>2c)<br/><b>% of people aged 65 years and over who have never used the internet</b></p> <p>Source: Labour Force Survey</p>                        | <p>74%</p> <p>Year: 2013</p>   | <p>58%</p> <p>Year: 2018</p>  | <p>62%</p> <p>Year: 2018</p>  |  |
| <p>2d)</p>  | <p>467</p>   | <p>373</p>  | <p>440</p>  |  |

## Measuring Progress towards outcomes

| Indicator  | Baseline          | Statement of Progress 2019                   | Statement of Progress 2021 (Latest Data) | Trend   |
|--|-------------------|--|--|---|
| <b>The number of crimes directed against people aged 60 years and over</b><br>Source: PSNI   | Year: 2014        | Year: 2018                                   | Year: 2019                               |   |
| 2e)<br><b>ASCOT: % of residents aged 60+ years who can get to all the places in their local area that they want</b><br>Source: Fermanagh and Omagh Residents' Survey | 58%<br>Year: 2018 | <i>Not reported; Data Development Agenda</i> | 25%<br>Year: 2021                        |  |

### Outcome 2: Overview

| Trend   | # Indicators |
|---|--------------|
| Moving in the 'right direction'    | 1            |
| No change                        | 2            |
| Moving in the 'wrong direction'  | 2            |
| No data --  | 0            |
| <b>Total</b>  | <b>5</b>     |