




Fermanagh & Omagh  
District Council  
Comhairle Ceantair  
Fhear Manach agus na hÓmaí

# The Ardhowen Visual Guide



# What is The Ardhowen?

The Ardhowen is a Theatre where you can come and watch plays, dancing, music and singing.






# Who can help me?

Any Member of Staff

- They will be wearing a uniform like this:



# Entrance

To get to the front entrance, you must walk down the path from the car park.



## You will see:

- The tarred path
- The red brick paving
- Grass lawns
- Flowers
- Trees
- Lough
- Silver railings





## You may hear:

- People talking and laughing
- Ducks or boats from the Lough
- The door opening and closing

## You may smell:

- Flowers
- Grass
- Lough



# The Front Entrance Doors

To enter The Ardhoven use the entrance at the glass building.

- You cannot enter through the old building.
- The front doors are made from glass and have The Ardhoven logo on them.



You will go through another glass door into the foyer.



- If you need help opening the doors, press this button and they will open automatically.



# Foyer


## You will see:

- Blue carpet
- Green walls
- Desk
- Leaflets
- Posters
- Staff
- People standing and talking



## You will hear:

- People talking
- A bell
  - \* A bell will ring to tell you the performance is about to start and to take your seats.



## You will smell:

- Aftershave/ Perfume
- Food from the Restaurant



# Box Office



**When buying your ticket you may need to queue behind people at the Box Office window.**

## **You will see:**


- Member of staff
- Glass Window
- Signs
- Queue of people

## You will hear:

- People talking
- Telephone ringing
- Keyboard typing
- Computer beeping

## You will feel:

- Wooden desk
- Glass window



The member of staff at Box Office will print you off a ticket for the show.

**A member of staff will look at your ticket before you enter the Auditorium. They will then tear part of the ticket off and give the rest back to you.**



# Ticket

## The ticket will tell you:

- The name of the show.
- The time and date of the show.
- Your row and seat number.
- Your name
- The price of the show




If you need help finding your seat, show your ticket to a member of staff and they will help you.

# Upper Foyer Area

The stairs will bring you to the upper foyer area.

- You can see through the stairs.


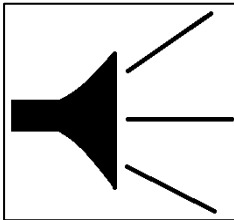


- You can enter the rear seats of the Auditorium from here.
- **There is no wheelchair access to the upper foyer.**



# Auditorium

- \* Please turn off your mobile phone before entering the Auditorium.
- \* You are not allowed to eat or drink in the Auditorium.
- \* During the performance there may be loud noises and flashing lights.



## What will I see:

- Seats
- Stage
- Microphones
- Colourful sets and props
- Actors/ Performers
- Lights

### Lights

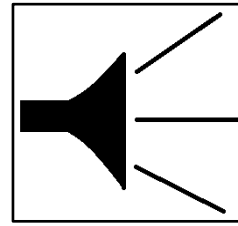
- Before the performance starts, the lights will be on so you can find your seat.
- When the performance starts the lights will go out and you will only be able to see the stage.
- Between the scenes the stage lights may go out and you will only see the emergency exit lights.
- During the break and the end of the show the lights will come back on.





## What will I hear:

- Actors/ Performers
- Loud noises
- Music playing
- Singing




## What will I feel:

- Green material on the chairs
- Handrail going up or down the stairs



## Wheelchair Seat

There is space for three wheelchairs in Row C.




# Interval

The performance may have an interval around the middle of the play.

- During the interval you can:
  - Leave the Auditorium or stay in your seat.
  - Go to the bar and get a drink
  - Use the toilet.

A bell will ring to tell you to return to your seat when the performance is starting again.





# Café



## You will see:

- People talking and eating
- Tables
- Chairs
- Bar
- Glasses
- Stairs to first floor
- Glass windows



### **You will hear:**

- People eating and talking
- Plates and glasses banging together
- Cooking
- Bell

### **You will smell:**

- Food

### **You will feel:**

- Tables & chairs
- Plates
- Knives and Forks
- Glasses
- Cups



# Toilet Signs

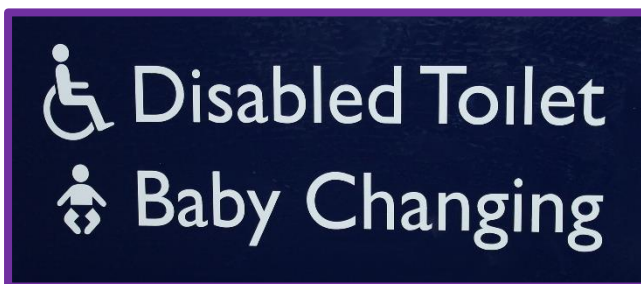
- These signs will be on the doors of the toilets:



**Ladies Toilets**



**Gents Toilets**



**Adapted Toilet**

If you need help finding the toilets ask a member of staff and they will help you.



# Toilets

## What will I see:

- Sink
- Cubicles
- Toilet
- Hand dryer

## You will hear:

- Toilets flushing
- Taps running
- Hand dryer blowing



## What will I feel:

- Water on your hands as you wash them
- The hand dryer blowing on your hand


## What will I smell:

- Bleach
- Hand wash



# Accessible Area

Someone who uses a wheelchair or who has poor mobility can enter the Auditorium through the ramped area, just past the bar.



You can enter the Disabled Toilet from the ramped approach, through this door.



# Studio

To get to this room from the main foyer, you will need to go up some stairs. If you cannot use the stairs, you will need to use the emergency exit door.



## What will I see:

- White walls
- Wooden floor
- Windows looking out onto the car park

## What will I hear:

- Your shoes on the floor
- Music playing